




Chester County

Quarterly Update

First Quarter 2019 Report

Total Quarterly Sales

Q1 2019 vs. Q1 2018: -13.1%

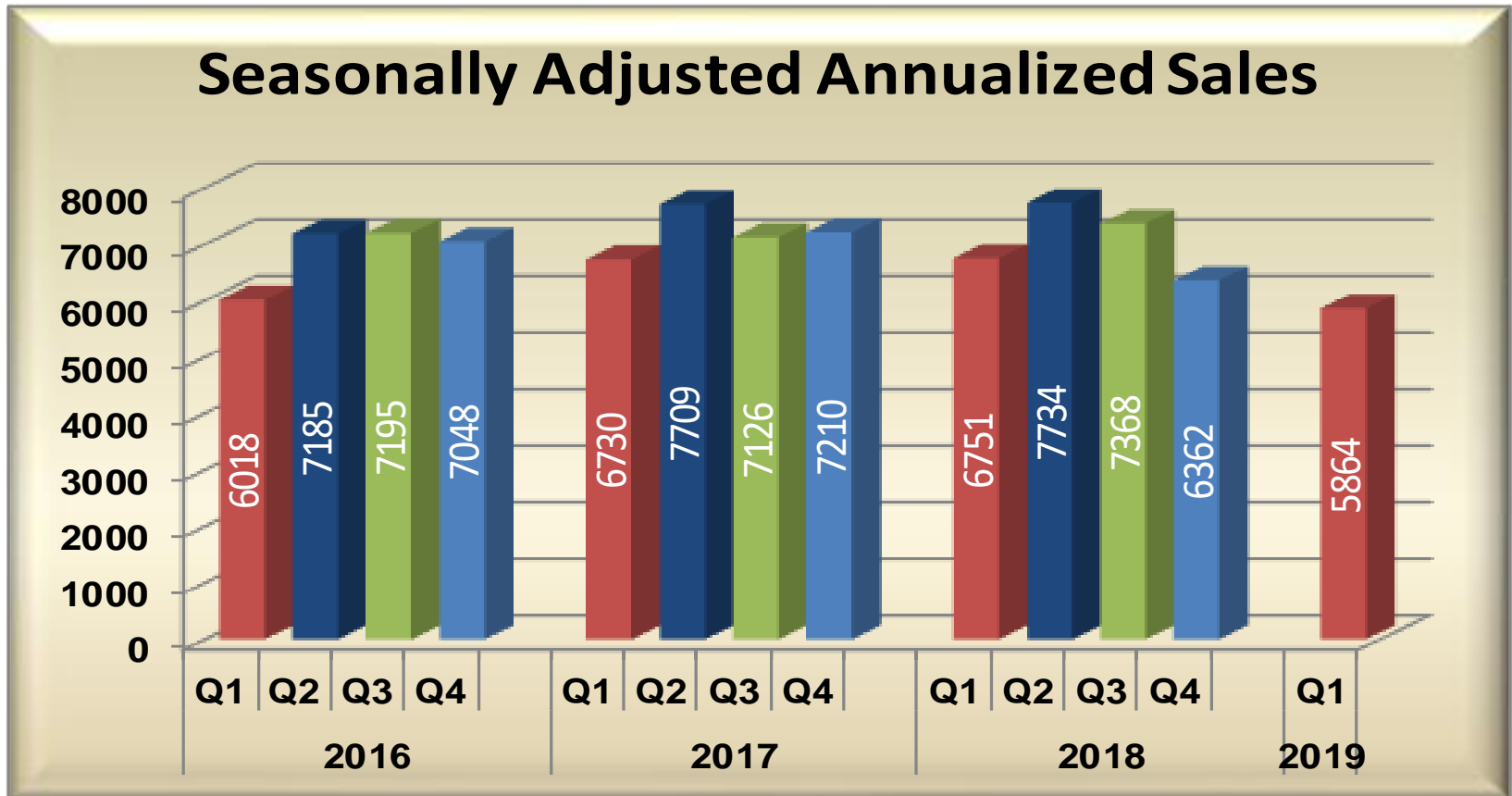


Market Update

Seasonally Adjusted Annualized Sales

Q1 2019 vs. Q4 2018: -7.8%

Q1 2019 vs. Q1 2018: -13.1%




Townships with the highest number of sales this quarter

Sales	Current Quarter	Previous Quarter	1 Year Ago
Tredyffrin Twp	69	105	87
E Whiteland Twp	59	63	72
E Goshen Twp	50	86	50
Phoenixville Boro	50	76	65
W Bradford Twp	48	78	31
Caln Twp	42	58	44
Uwchlan Twp	42	40	38

Market Update

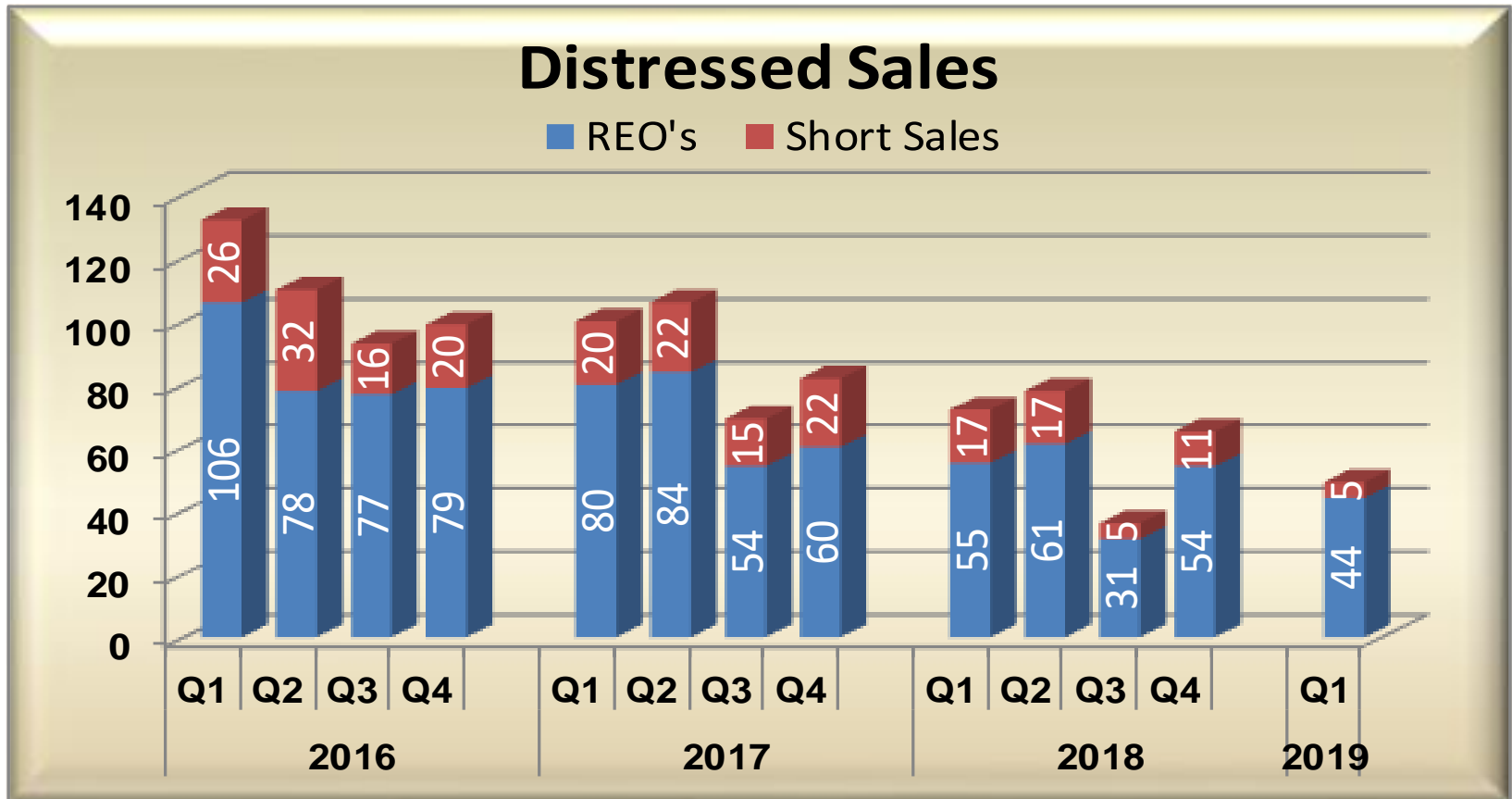
Median Sold Price

Q1 2019 vs. Q1 2018: -0.9%



Distressed Sales

Q1 2019 vs. Q1 2018: -31.9%



Market Update

End of Quarter Inventory

Q1 2019 vs. Q4 2018: 12.3%

Q1 2019 vs. Q1 2018: +1.4%

